


# KIDS CORNER HAPPY INTER COLLEGE

## FIROZABAD

Dear, Students complete this work and bring it when school opens.

Class primary and 1<sup>st</sup>





# Practice A - Z:



A	B	C	D
E	F	G	H
I	J	K	L
M	N	O	P
Q	R	S	T
U	V	W	X
Y	Z		



Date: \_\_\_\_\_

Grafaco Pre-School  
Big Capital Letters

Teacher is :





# WORKSHEET



## 'A' and 'An'

DATE : \_\_\_\_\_

Read the following sentences:



This is a table.



I have a pet dog.



I want to eat an apple.



I read an interesting book today.

Both 'a' and 'an' are used with singular nouns.

'A' is used before consonant sounds. (b, c, d, f, g, ... z)

'An' is used before vowel sounds. (a, e, i, o, u)

1. Write 'a' or 'an' before each of the following words :

- |                      |                         |
|----------------------|-------------------------|
| (a) _____ ant        | (b) _____ hour          |
| (c) _____ eagle      | (d) _____ angel         |
| (e) _____ honest man | (f) _____ book          |
| (g) _____ oval shape | (h) _____ ox            |
| (i) _____ toy        | (j) _____ organ         |
| (k) _____ inkpot     | (l) _____ elf           |
| (m) _____ pencil     | (n) _____ easy question |
| (o) _____ ice-cream  | (p) _____ singer        |

2. Fill in the blanks with 'a' or 'an' :

- |                                       |                                      |
|---------------------------------------|--------------------------------------|
| (a) We saw _____ island.              | (b) My friend is _____ artist.       |
| (c) I waited for _____ hour.          | (d) He ate _____ orange.             |
| (e) Do you have _____ aunt ?          | (f) The girls bought _____ big ball. |
| (g) He has _____ dog.                 | (h) _____ egg can break easily.      |
| (i) _____ umbrella is a useful thing. | (j) He is _____ honest man.          |

Teacher's Signature : \_\_\_\_\_

Date: ..... / ..... / .....

Classwork Homework

3. Circle the letter that matches the given letter.

M

I O K M

I

J I P N

P

L M O P

J

K J N L

N

N P I O

L

I K L M

O

L J P O

K

M K N J

You Got

Good effort

Well done

Very good

(59)

Teacher's Signature



Date \_\_\_\_\_

# COUNTING ON IN ONES (UP TO 10) SHEET 1



Help Newton to fill in the missing numbers by counting on in ones.

1)

1	2	3		5	6		8
---	---	---	--	---	---	--	---

2)

1		3	4		6	7	
---	--	---	---	--	---	---	--

3)

1	2		4	5		7	
---	---	--	---	---	--	---	--

4)

3	4	5		7	8		10
---	---	---	--	---	---	--	----


5)

2	3	4		6		8	9
---	---	---	--	---	--	---	---



6)

3		5	6		8	9	
---	--	---	---	--	---	---	--



## 17. दोहराइए तथा पेंसिल फेरिए।

अ से अनार 



अ अ आ आ

आ से आम इ से इमली 


इ इ ई ई

ई से ईख उ से उल्लू 



उ उ ऊ ऊ

ऊ से ऊन ऋ से ऋषि 



ऋ ऋ

ए से एड़ी 


ए ए ऐ ऐ

ऐ से ऐनक औ से ओखली 

औ औ औ औ

औ से औरत अं से अंगूर 

अं अं अः अः

अः खाली 

# How MANY?



Directions: Count the objects and write the number in the box.

1 2 3 4 5 6 7 8 9 10

